


# Tender support with fixed roller slider model 3512/30/31



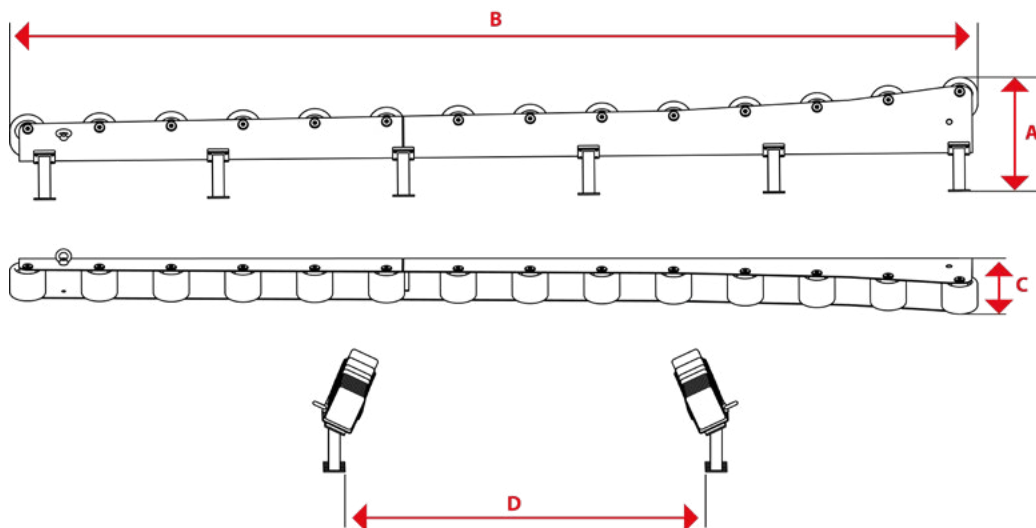
model	A (mm/inch)	B (mm/inch)	C (mm/inch)	D (mm/inch)
3512.33	396 15 <sup>3</sup> / <sub>8</sub>	3371 132 <sup>7</sup> / <sub>10</sub>	194 7 <sup>3</sup> / <sub>8</sub>	1256 49 <sup>1</sup> / <sub>2</sub>
3530.01	113 4 <sup>2</sup> / <sub>5</sub>	223,5 8 <sup>4</sup> / <sub>5</sub>	120 4 <sup>3</sup> / <sub>4</sub>	-
3531	216 8 <sup>1</sup> / <sub>2</sub>	151 5 <sup>9</sup> / <sub>10</sub>	90 1 <sup>1</sup> / <sub>8</sub>	-

Tender support with fixed roller slider for Tender handling and for easy hauling and launching.

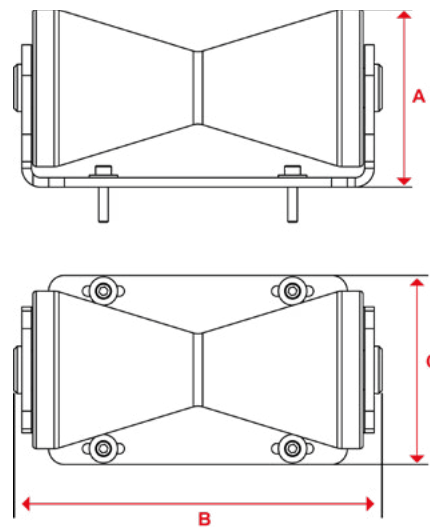
3512: Fixed roller elements for tender launching.  
3530-3531: One roller assembly tender supporting.

LEAD TIME TO BE CONFIRMED

**Model 3512**



**Model 3530**



**Model 3531**

